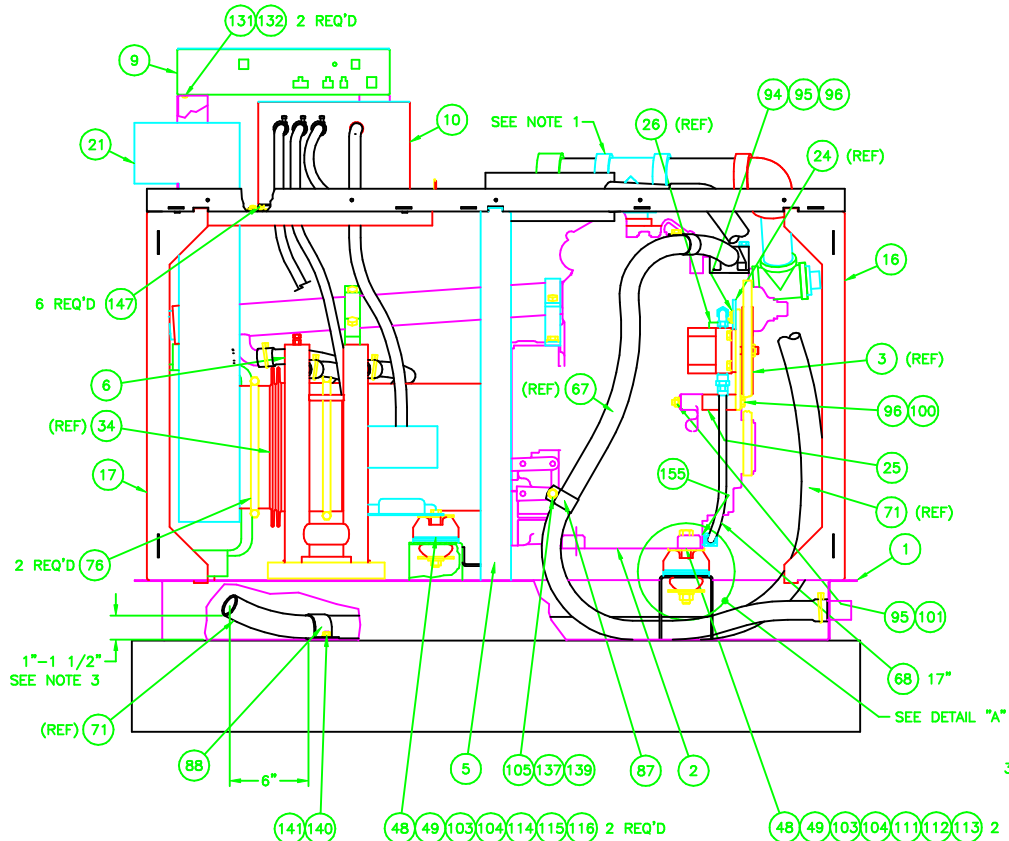
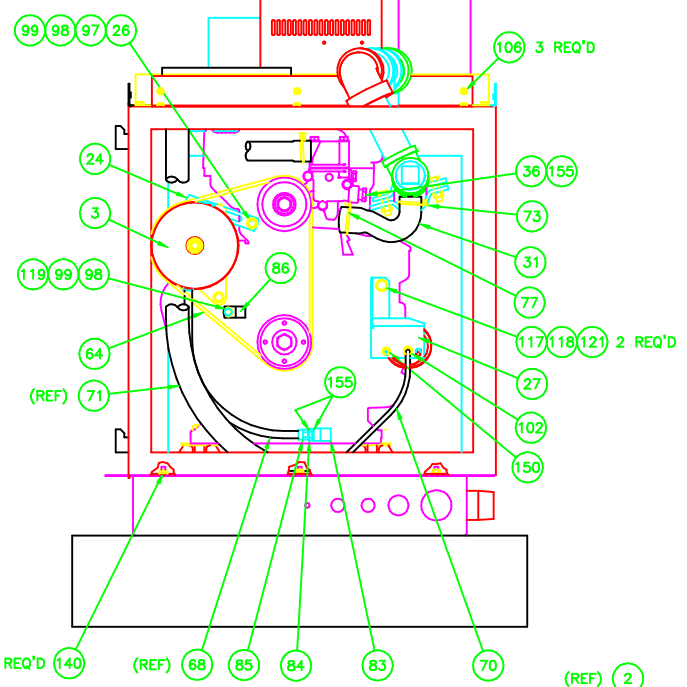


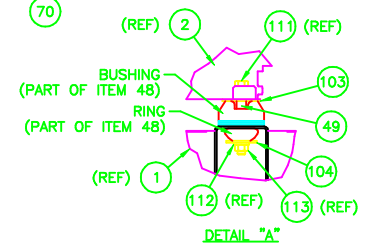
REVISIONS				
ZONE	REV.	DESCRIPTION	DATE	APPROVED
	0	PRELIMINARY RELEASE	7/11/94	
	1	REVISED & UPDATED	7/22/94	
	2	REVISED & UPDATED	8/2/94	
	3	UPDATE REV TO MATCH ML	8/17/94	
	4	REVISED & UPDATED	8/17/94	
	5	REVISED & UPDATED	9/18/94	
	6	REVISED & UPDATED	10/30/94	
	7	ADD EXHAUST TEMP SW, LOCK WASH @ ACTUATOR BKT	3/6/95	
	8	REV PER ECO 8508001	11/11/95	
	9	REV PER ECO'S 9712004,005 9803001,005	4/7/98	



FRONT VIEW



R/H END VIEW



DETAIL "A"

- NOTES:
1. WRAP MANIFOLD ADAPTOR (ITEM 33) WITH HIGH TEMPERATURE WRAP (ITEM 61) AND SECURE WITH MECHANIC'S WIRE (ITEM 62).
 2. BEND ITEM 88 AS REQUIRED TO ACHIEVE DIMENSION INDICATED.
 3. REMOVE "BELL" PORTION OF AIR HORN (ON AIR CLEANER) PRIOR TO INSTALLING ITEM 71.

UNLESS OTHERWISE SPECIFIED		APPROVALS		DATE	
TOLERANCES ARE IN INCHES		DESIGNED BY	J. BANISTER	DATE	7/8/94
FINISHES	ANODIZING	DESIGNER			
STRAIGHT	---	DRN.			
TURN	---	PARL.			
		CHK.			
		QA/REP			
DO NOT SCALE DRAWING			SCALE	1/4	ECO FILE 21-0058
			SHEET	1 OF 5	

UNIT TEST ASSEMBLY

21-000058 9