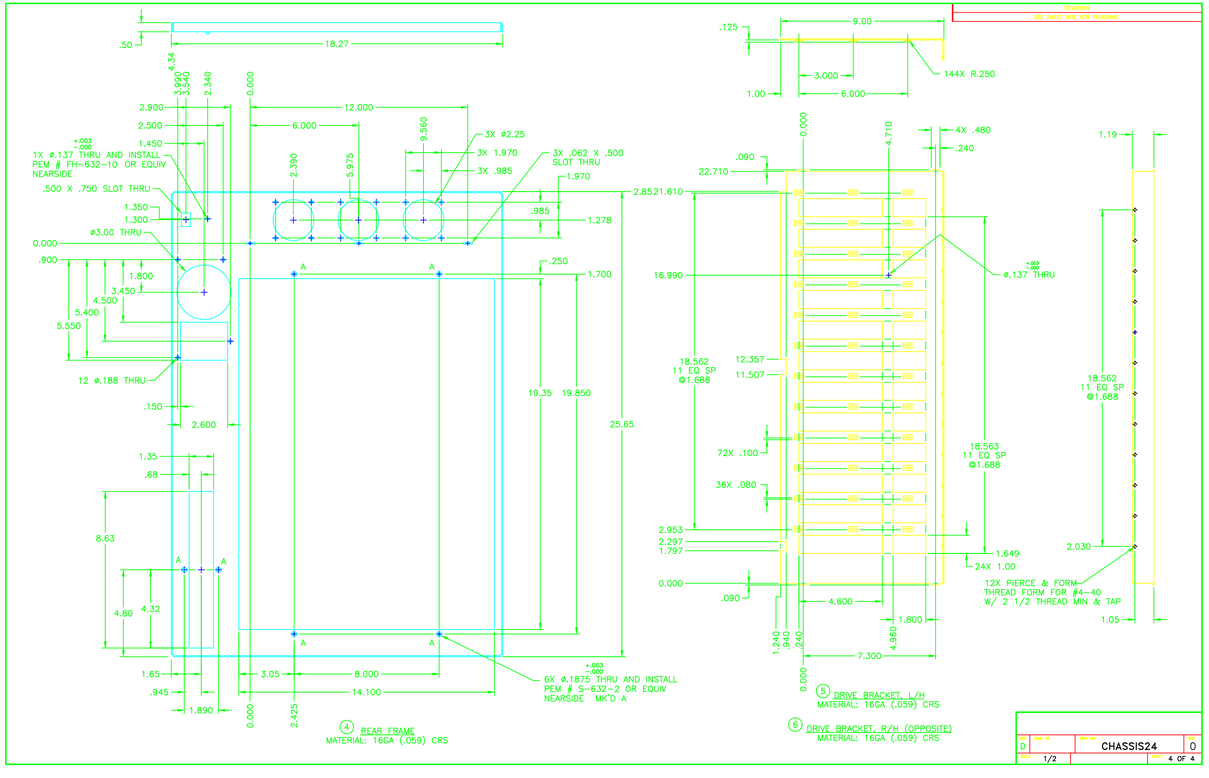

REVISIONS
SEE SHEET ONE FOR REVISIONS
1X ø.137 THRU AND INSTALL PEM # FH-632-10 OR EQUIV NEARSIDE
.500 X .750 SLOT THRU
ø3.00 THRU
12 ø.188 THRU
3X ø2.25
3X 1.970
3X .985
3X .062 X .500 SLOT THRU
6X ø.1875 THRU AND INSTALL PEM # S-632-2 OR EQUIV NEARSIDE MK'D A
144X R.250
ø.137 THRU
12X PIERCE & FORM THREAD FORM FOR #4-40 W/ 2 1/2 THREAD MIN & TAP
4 REAR FRAME
MATERIAL: 16GA (.059) CRS
5 DRIVE BRACKET, L/H
MATERIAL: 16GA (.059) CRS
6 DRIVE BRACKET, R/H (OPPOSITE)
MATERIAL: 16GA (.059) CRS
CHASSIS24
1/2
4 OF 4

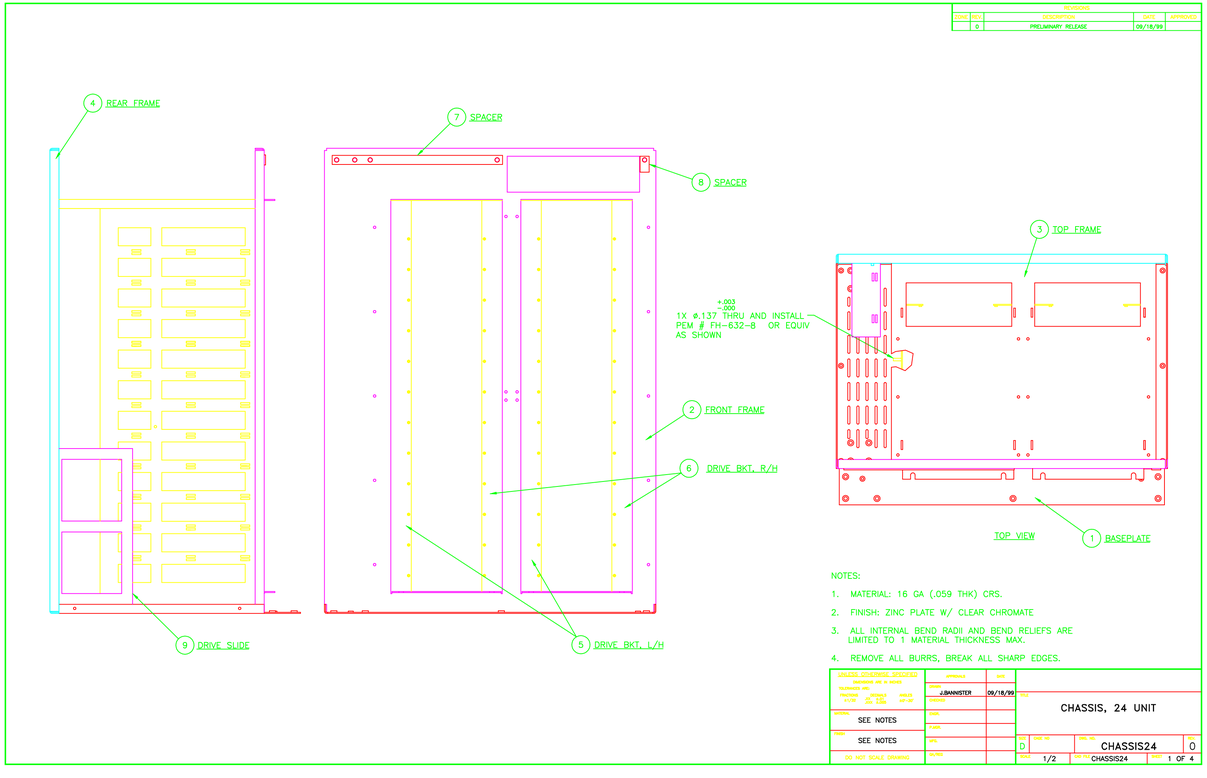

REVISIONS
0 PRELIMINARY RELEASE 09/18/99
4 REAR FRAME
7 SPACER
8 SPACER
3 TOP FRAME
1X ø.137 THRU AND INSTALL PEM # FH-632-8 OR EQUIV AS SHOWN
2 FRONT FRAME
6 DRIVE BKT, R/H
TOP VIEW
1 BASEPLATE
9 DRIVE SLIDE
5 DRIVE BKT, L/H
NOTES:
1. MATERIAL: 16 GA (.059 THK) CRS.
2. FINISH: ZINC PLATE W/ CLEAR CHROMATE
3. ALL INTERNAL BEND RADII AND BEND RELIEFS ARE LIMITED TO 1 MATERIAL THICKNESS MAX.
4. REMOVE ALL BURRS, BREAK ALL SHARP EDGES.
UNLESS OTHERWISE SPECIFIED
J.BANNISTER 09/18/99
SEE NOTES
SEE NOTES
DO NOT SCALE DRAWING
CHASSIS, 24 UNIT
CHASSIS24
1/2
1 OF 4

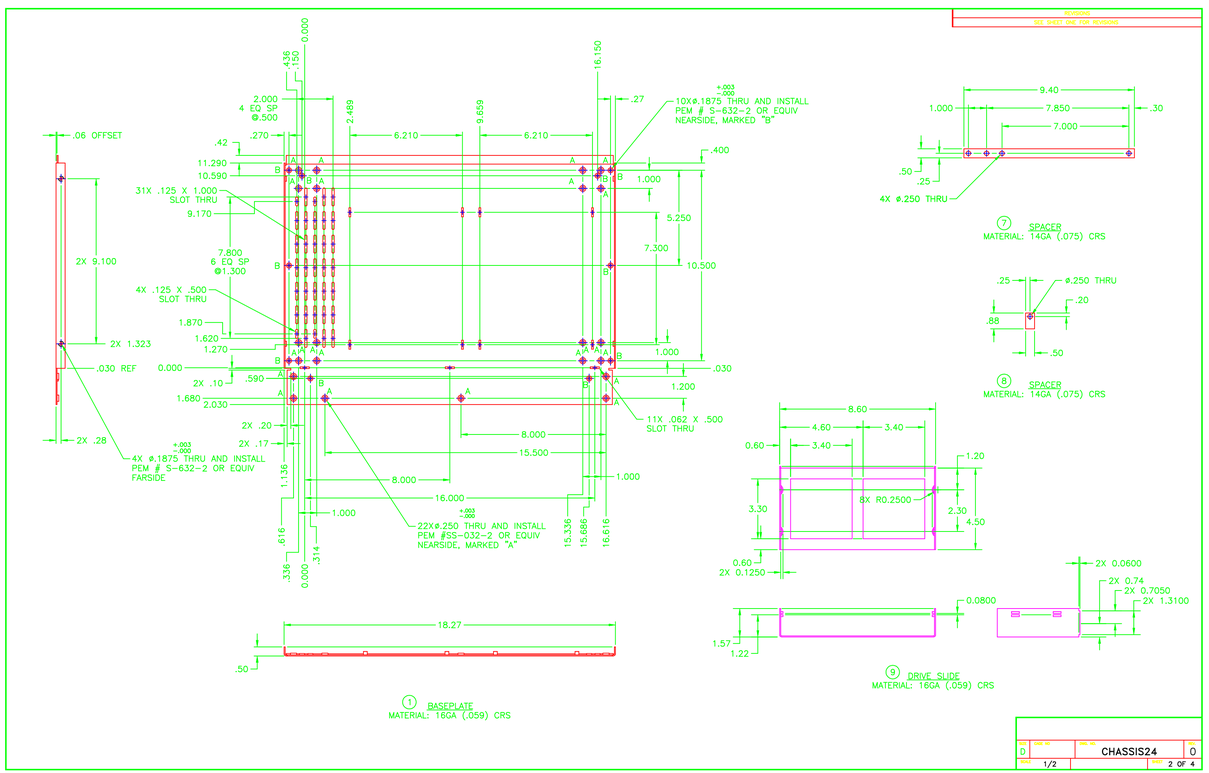

REVISIONS
SEE SHEET ONE FOR REVISIONS
10Xø.1875 THRU AND INSTALL PEM # S-632-2 OR EQUIV NEARSIDE, MARKED "B"
31X .125 X 1.000 SLOT THRU
4X .125 X .500 SLOT THRU
4X ø.1875 THRU AND INSTALL PEM # S-632-2 OR EQUIV FARSIDE
22Xø.250 THRU AND INSTALL PEM #SS-032-2 OR EQUIV NEARSIDE, MARKED "A"
11X .062 X .500 SLOT THRU
4X ø.250 THRU
7 SPACER
MATERIAL: 14GA (.075) CRS
8 SPACER
MATERIAL: 14GA (.075) CRS
9 DRIVE SLIDE
MATERIAL: 16GA (.059) CRS
1 BASEPLATE
MATERIAL: 16GA (.059) CRS
CHASSIS24
1/2
2 OF 4

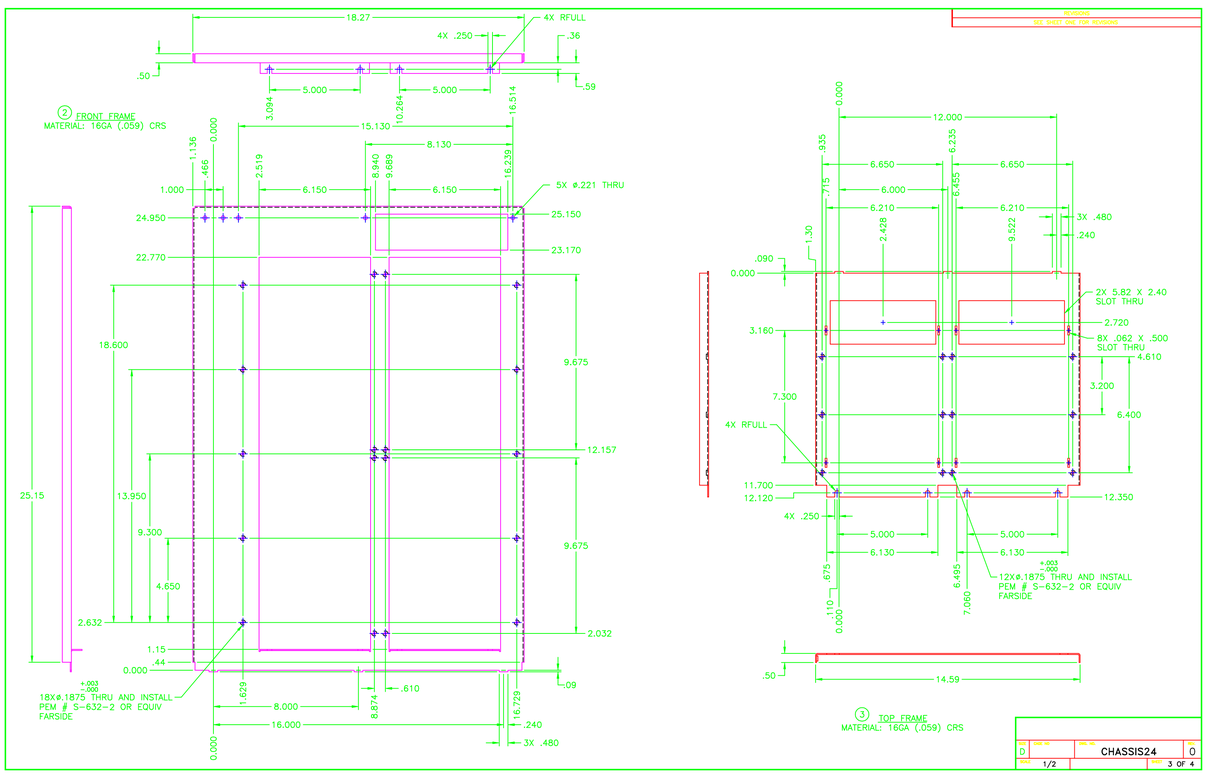

REVISIONS
SEE SHEET ONE FOR REVISIONS
2 FRONT FRAME
MATERIAL: 16GA (.059) CRS
4X RFULL
5X ø.221 THRU
18Xø.1875 THRU AND INSTALL PEM # S-632-2 OR EQUIV FARSIDE
2X 5.82 X 2.40 SLOT THRU
8X .062 X .500 SLOT THRU
12Xø.1875 THRU AND INSTALL PEM # S-632-2 OR EQUIV FARSIDE
3 TOP FRAME
MATERIAL: 16GA (.059) CRS
CHASSIS24
1/2
3 OF 4